

Location, adventure access & proximity to all the essentials


The Mountain Village base on the Park City Mtn side of the resort offers an abundance of snow access trails and endless mountain trails for Mtn biking, trail running & hiking during the warmer months. Indulge in Après gatherings with friends and family year-round at the base of the resort, walk to shopping & dining at the base. Free Park City transit bus station is located steps from the unit, a short ride to Main Street or Deer Valley® Resort.

The greater Park City and Wasatch Back areas offers various indoor/ outdoor sports complexes, tennis/ pickleball courts, pool facilities, local yoga studios, blue ribbon fly fishing, world class private/ public golf courses, over 500+ miles of amazing Mtn trails, 15 min drive to the Jordanelle waters for boating, jet-skiing, sailing, swimming, fishing, or camping, Deer Valley® Resort, Woodward Park City and 35 min drive from SLC International Airport makes this location prime for all things outdoor!



For more high resolution images, and more information visit [1415LowellAve144.com](https://www.1415LowellAve144.com)

- › 2 Bedrooms
- › 2 Bathrooms
- › Patio
- › 1,062 Sq Ft
- › Mountain Village - PC Mtn



Windermere
REAL ESTATE

Slopeside Condo at
Mountain Village - Park City Mtn

1415 Lowell Ave #144, Park City, UT 84060



Jose Garcia
Realtor®

503.341.8643
jose@winutah.com



Scan Here to Visit
[JoseGarciaRealEstate.com](https://www.JoseGarciaRealEstate.com)

LUXURY
PORTFOLIO
INTERNATIONAL

Windermere
REAL ESTATE

LUXURY
PORTFOLIO
INTERNATIONAL

Premier
PROPERTIES







The property sleeps 6 people comfortably, one king bed, queen bed, and pullout sleeper sofa. Condo updates include new flooring throughout, kitchen appliances, light fixtures, ceiling fans, kitchen and bathroom faucets, full interior paint, and fireplace insert/ with tile surround. The condo is being sold turn-key, fully furnished. The condo property generated \$56k+ in 2022 and is on track to surpass \$64k+ in gross sales for 2023.



Living Slopeside at The Lodge

Indulge in all that the mountain lifestyle has to offer, living slopeside at the base of the largest Mtn Resort in the U.S., breath in the fresh Mtn air, 365 days of endless mountain adventure, athleisure stroll or e-cycling to Old Town Main Street or venture out to some of the best Inter-Mtn west blue ribbon fly fishing and world class golfing... so much to do in Park City and the Wasatch Back Mtns!

The spacious 1,062 sq ft end unit condo located in The Lodge at the Mountain Village base offers easy access to all that the mountain has to offer year-round. The recently refreshed 2-bedroom, 2-bathroom condo features an open floor plan kitchen/ dining/ family room space, convenient in-room laundry and walk-out patio, the condo is conveniently located on the ground level.

 2 bedrooms
  2 bathrooms
  1,062 sqft
  Patio

The Lodge amenities

Indulge in The Lodge's amenities from Indoor / Outdoor pool, Gym, hot tub overlooking the ski runs, seasonal ice rink area, easy-access elevators, underground oversized parking garage & guest laundry room. The Lodge recently went through interior remodel of hallways, lounges, and common area spaces. The Lodge property has direct snow access to 5 Park City Mountain Resort lifts - Crescent, Payday, First Time, 3 Kings, & Eagle.